

Indian Terrain Fashions Limited



PERFORMANCE HIGHLIGHTS



INDIAN
TERRAIN



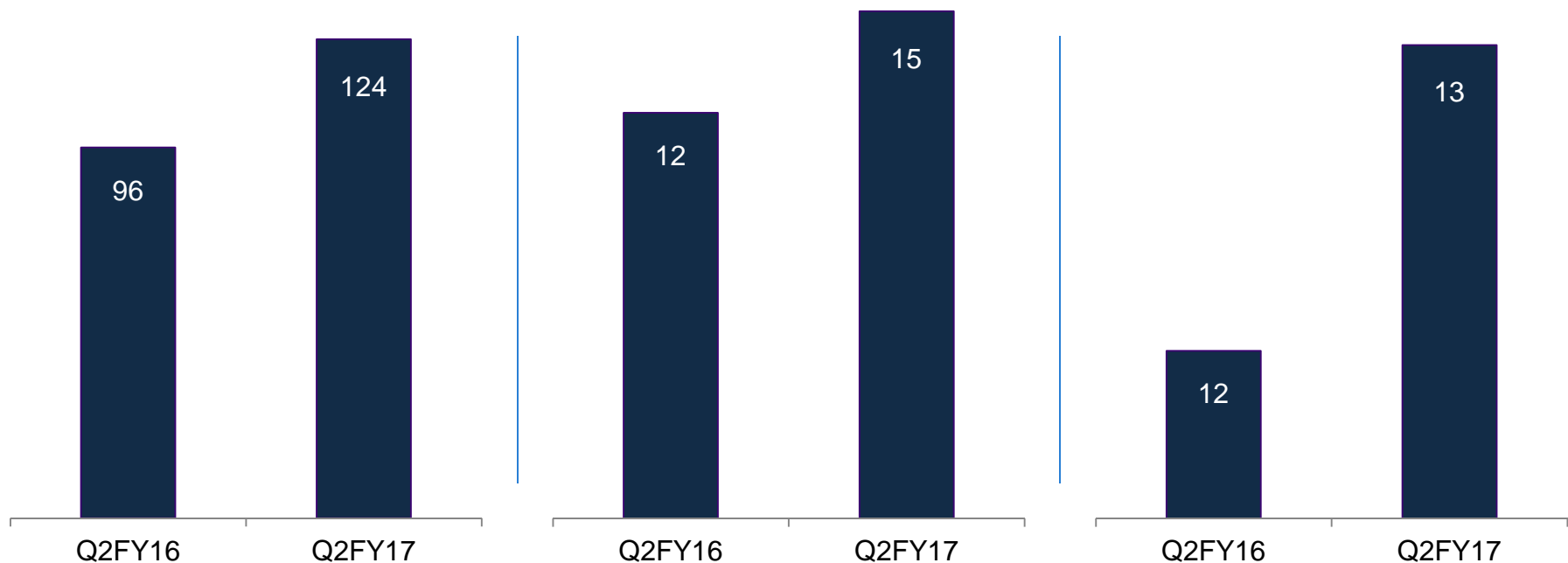
Q2FY17 Financial Highlights

REVENUE GROWTH OF 30%; EBITDA GROWTH OF 27%; PBT GROWTH OF 10%

Revenue (Rs. Cr)

Operational EBITDA (Rs. Cr)

Profit Before Tax (Rs. Cr)





Q2FY17 Financial Highlights

▪ **Standalone Men's wear grew 25%**

- Decent retail offtake with SSG from exclusive outlets at 5%
- Brand picked up market share and led the industry growth in departmental stores
- Expanded distribution presence and deeper penetration into markets had big thrust on wholesale business
- Reclaimed partnership enabled strong traction and growth in e-retailing

▪ **Steady state of growth from Boyswear with the segment contributing 7% to overall revenues**

▪ **Increase in Costs led by**

- Extended EOSS
- Specific branding initiatives for Boyswear and the upcoming launch Footwear
- Increase in Personnel Costs – new Segments of Boyswear/Footwear coupled with strengthening of team effective Q3 FY'16

- Increase in finance costs primarily from interest on term loans availed in Mar'16 and increased working capital utilisation
- Increased Depreciation with addition of new stores & warehouse coupled with renovation of key stores
- Provision for Tax at full rates

Q2 and H1 Performance

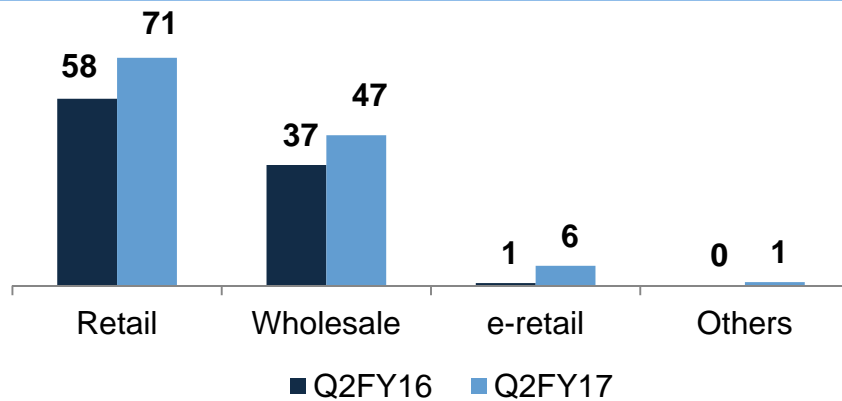


Rs. In Cr	Q2 FY17	Q2 FY16	Change	H1 FY17	H1 FY16	Change
Net Revenues	124.39	96.03	29.5%	187.83	152.33	23.3%
Cost of Materials	21.44	18.36		33.61	26.75	
Purchase of Finished Goods	40.36	41.25		58.12	45.27	
Change in Inventories	(12.45)	(20.16)		(11.36)	(5.46)	
Garment Processing Costs	11.75	9.05		13.08	10.09	
Employee Benefit Expenses	5.75	3.84		10.53	8.32	
Other Expenses	42.23	31.66		62.17	49.28	
Total Expenses	109.08	84.00	29.9%	166.15	134.25	23.8%
Operating EBITDA	15.31	12.03	27.3%	21.68	18.08	19.9%
Other Income	1.35	1.32		2.75	2.63	
Gross EBITDA	16.66	13.35		24.43	20.71	
Finance Costs	2.33	1.18		4.39	2.68	
Depreciation	1.38	0.35		1.84	0.88	
Profit Before Tax	12.95	11.82	9.6%	18.20	17.15	6.1%
Provision for Tax	4.51	-		6.30	-	
Profit After Tax	8.44	11.82	-28.6%	11.90	17.15	-30.6%

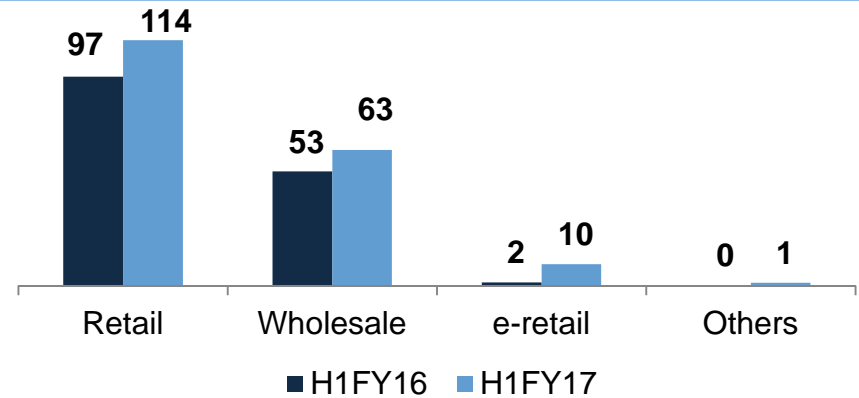


Revenue Contribution (Rs. Crs)

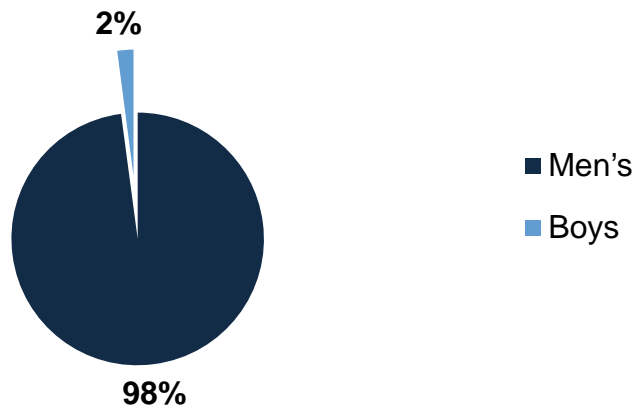
Channelmix-Q2



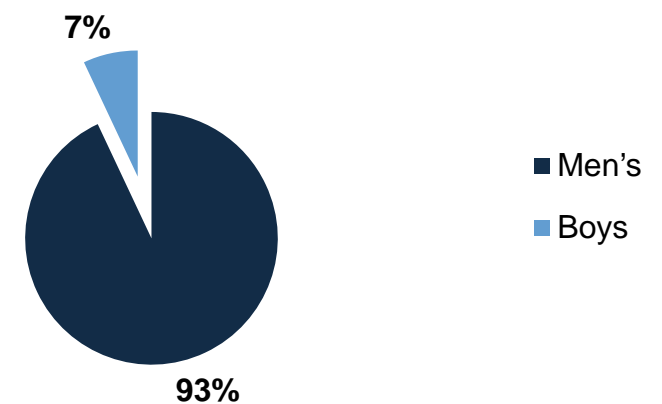
Channelmix-H1



Q2FY16



Q2FY17



Store Launches – Apr'16-Sep'16



May 2016
Labim Mall, Nepal



April 2016
Central Mall, Guwahati



May 2016
Woodsburn Central, Kolkatta



Re-Launch –Brigade Road, Bangalore



A true compliment to our classic Khakis.....



Randup Hood
STYLED BY INDIAN TERRAIN

INDIAN
TERRAIN

introduces
FOOTWEAR FOR SPORTSWEAR

INDIAN
TERRAIN

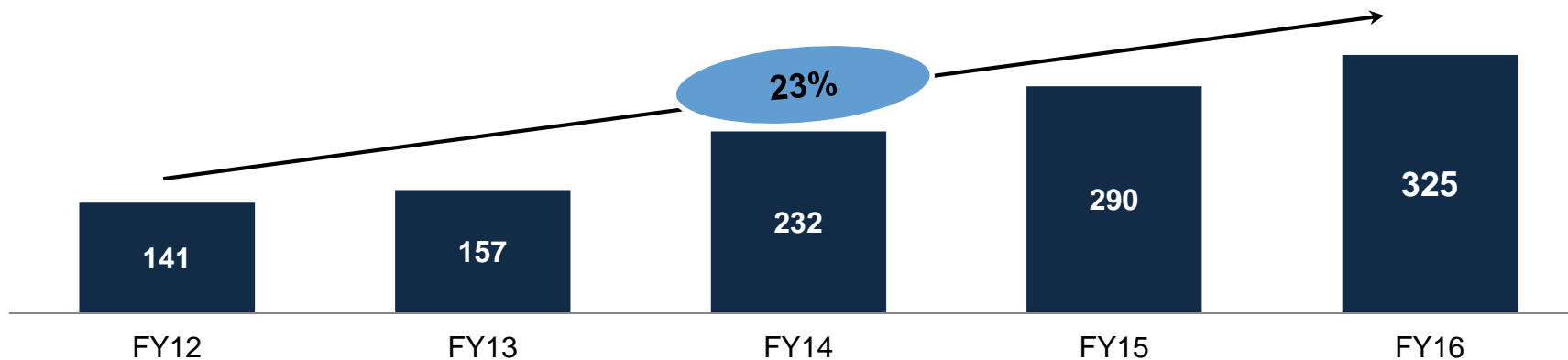
* Limited Edition Launch in Oct'16....soon to be made available Pan India

Page 8

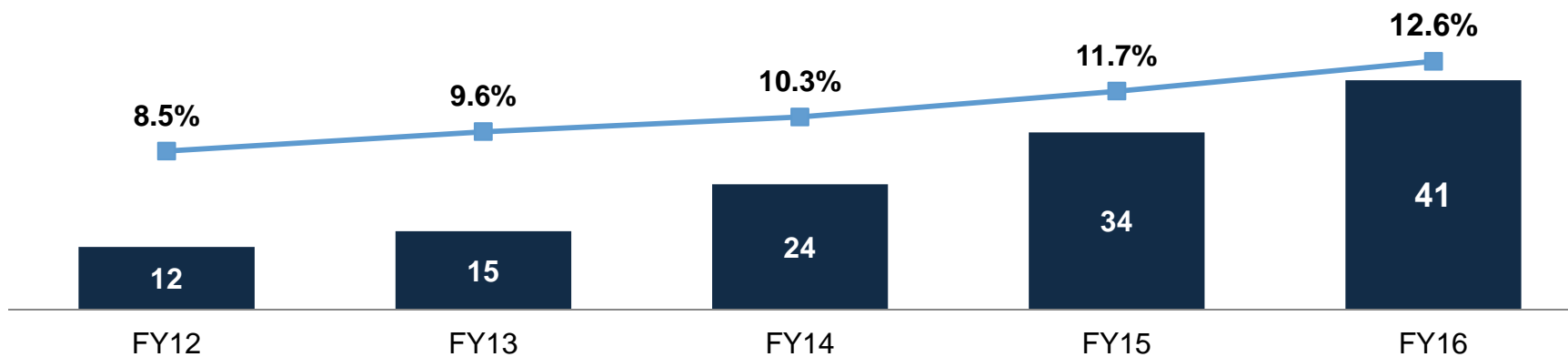
Performance Overview



Revenue growth of 23%



36% growth in Operating EBITDA



Distribution Network – Sep'16



130
Exclusive Outlets



200
doors in
Departmental Stores



1200
doors under Multi
Branded Outlets



Status Update



- Expansion of retail presence continue to be the primary drivers of revenue growth, 15 outlets under Work-in-Progress targeting to open before Mar'17 and 30 in FY 18
- Maintaining leadership in Departmental Stores; adding 2 new partners to add 50 doors by Mar'17
- Expanded distribution presence with New Partners in key Markets will help penetrate deeper and enhance business opportunities

- Boyswear and the new launch Footwear will witness aggressive reach across markets and formats
- Brand will continue to invest in the new initiatives

- The overall market outlook remains positive and the brand will continue to capitalise the same through optimised distribution systems and enhanced supply chain network
- However the recent demonetisation scheme is expected to impact business in short term more in particular on the Wholesale business and to a limited extent to Modern Retailing

Thank You



Disclaimer

The information contained in this presentation is only current as of its date. Please note that the past performance of the Company is not and should not be considered as, indicative of future results.

This presentation may contain certain statements of future expectations and other forward-looking statements, including those relating to our general business plans and strategy, our future financial condition and growth prospects and future developments in our sector and our competitive and regulatory environment. In addition to statements which are forward looking by reason of context, the words 'may', 'will', 'should', 'expects', 'plans', 'intends', 'anticipates', 'believes', 'estimates', 'predicts', 'potential' or 'continue' and similar expressions identify forward looking statements. All forward looking statements are subject to risks, uncertainties and assumptions that could cause actual results, performances or events to differ materially from the results contemplated by the relevant forward looking statements. The factors which may affect the results contemplated by the forward looking statements could include, amongst others, future changes or developments in (i) the Company's business, (ii) the Company's competitive environment, and (iii) political, economic, legal and social conditions in India.

The Company assumes no responsibility to publicly amend, modify or revise any forward looking statements on the basis of any subsequent developments, information or events or otherwise. Unless otherwise stated in this document, the information contained herein is based on management information and estimates.

The information contained herein is subject to change without notice and past performance is not indicative of future results. Company may alter, modify or otherwise change in any manner the content of this presentation, without obligation to notify any person of such revision or changes. This presentation may not be copied and disseminated in any manner.